

Arsenic Removal from Groundwater and Its Safe Containment in a Rural Environment: Validation of a Sustainable Approach

SUDIPTA SARKAR,[†] LEE M. BLANEY,[†]
ANIRBAN GUPTA,[‡] DEBABRATA GHOSH,[‡]
AND ARUP K. SENGUPTA^{*†}

Department of Civil and Environmental Engineering, Lehigh University, Bethlehem, Pennsylvania, and Department of Civil Engineering, Bengal Engineering and Science University, Howrah, West Bengal, India

Received October 10, 2007. Revised manuscript received January 9, 2008. Accepted January 9, 2008.

Of all the naturally occurring groundwater contaminants, arsenic is by far the most toxic. Any large-scale treatment strategy to remove arsenic from groundwater must take into consideration safe containment of the arsenic removed with no adverse ecological impact. Currently, 175 well-head community-based arsenic removal units are in operation in remote villages of the Indian subcontinent. Approximately 150,000 villagers collect arsenic-safe potable water everyday from these units. The continued safe operation of these units has amply demonstrated that use of regenerable arsenic-selective adsorbents is quite viable in remote locations. Upon exhaustion, the adsorbents are regenerated in a central facility by a few trained villagers and reused. The process of regeneration reduces the volume of disposable arsenic-laden solids by nearly 2 orders of magnitude. Finally, the arsenic-laden solids are contained on well-aerated coarse-sand filters with minimum arsenic leaching. This disposal technique is scientifically more appropriate than dumping arsenic-loaded adsorbents in the reducing environment of landfills as currently practiced in developed countries including the United States.

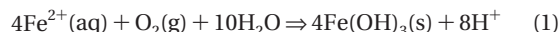
Introduction

Arsenic in Groundwater: Treatment Philosophy for Remote Villages. Natural geochemical weathering of subsurface soil has caused an unacceptable level of dissolved arsenic in groundwater in many regions of the Indian subcontinent (1–4). Rainfall in this geographical area is quite high but the surface water is not fit for drinking due to poor sanitation practices in the region with the potential for an outbreak of waterborne diseases. To mitigate this problem, thousands of well-head units attached to manual hand pumps were sunk during the last four decades to provide safe potable water to millions of villagers in the region. The presence of unacceptably high levels of arsenic does not alter the taste, color, or odor of water. Now in many places in this geographical area, arsenic concentration in groundwater exceeds well over 100 µg/L. An estimated 100 million people in Bangladesh and in the eastern part of India are currently affected by

widespread arsenic poisoning caused by drinking water drawn from the underground (5, 6). Recently, natural arsenic contamination of groundwater has also been reported in Vietnam and Cambodia (7–9).

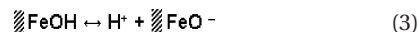
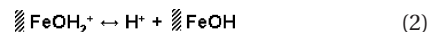
During the last ten years, Bengal Engineering and Science University (BESU) in Howrah, India in association with Lehigh University in Pennsylvania have installed 175 community-based well-head arsenic removal units (ARUs) in remote villages bordering Bangladesh and the State of West Bengal, India (10, 11). During the first two years of the project beginning in 1997, both point of use (PoU) household units and community-based well-head arsenic removal systems were installed. Note that while each PoU serves only one family in a village, nearly two hundred families collect potable water from each community-based ARU. Also, of all the naturally occurring groundwater contaminants, arsenic is by far the most toxic, and its removal, therefore, must address the consequent disposal and/or containment issues. It was recognized that coordinating collection and safe disposal of arsenic-laden sludge from individual households poses a level of complexity and enforcement effort that are difficult to sustain in remote villages. Subsequently, we pursued installation of only community-based well-head ARUs.

Role of Dissolved Iron. A fixed-bed sorption process is effective in removing trace concentrations of arsenic because it is forgiving toward fluctuations in the influent quality and can be started or stopped momentarily without any operational complexity (12, 13). However, in all arsenic-contaminated groundwater, dissolved iron or Fe(II) is also significantly present and often at concentrations greater than 2.0 mg/L. Similar observations have also been made for arsenic-containing groundwater in Vietnam, Cambodia, and Mexico (7, 8, 14). Oxidation of dissolved Fe(II) to insoluble Fe(III) hydroxide at near-neutral pH is a thermodynamically favorable process due to its relatively high negative free energy of reaction at the standard state (15):

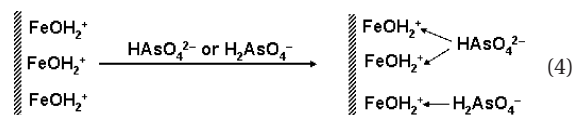


$\Delta G_R^\circ = -18 \text{ kJ/mol}$.

Freshly precipitated hydrated Fe(III) oxide (HFO) particle surfaces are considered to be a diprotic acid with two dissociation constants:



where shaded lines represent the solid phase. At circum-neutral pH, FeOH_2^+ and FeOH are the predominant HFO species and they can selectively bind both arsenites or As(III) and arsenates or As(V) through formation of bidentate and/or monodentate inner-sphere complexes where Fe(III), a transition metal, serves as electron-pair acceptor or Lewis acid (16–18):



Commonly occurring anions present at relatively high concentrations, namely, chloride, sulfate and bicarbonate,

* Corresponding author tel: 610-758-3534; fax: 610-758-6405; e-mail: arup.sengupta@lehigh.edu.

[†] Lehigh University.

[‡] Bengal Engineering and Science University.

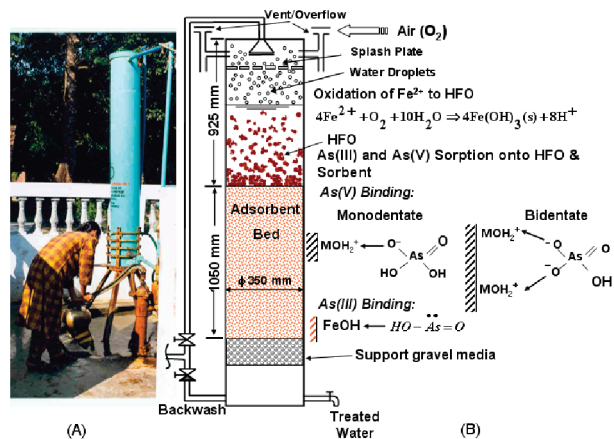


FIGURE 1. (A) Photograph demonstrating easy-to-operate community based arsenic removal unit and (B) salient reactions at different sections of the unit.

are weak ligands and exhibit poor sorption affinity to HFO particles (16). However, dissolved silica and phosphate compete against arsenic sorption. Phosphate concentration in the groundwater in the region rarely exceeds 1.2 mg/L as P while silica concentration varies between 20 and 35 mg/L as SiO₂.

The top part of the gravity-flow well-head column is deliberately designed with a large void space and a vent open to the atmosphere. As the hand-pump is operated manually, the groundwater entering the column first forms small droplets (i.e., larger surface area per unit volume) aided by a splash plate. The droplets subsequently get oxygenated, thus bringing the reaction 1 to near completion. The top chamber is followed by a regenerable sorbent material, spherical activated alumina and/or arsenic-selective hybrid anion exchanger (HAIX). Figure 1A shows the photograph of an existing well-head arsenic removal unit in use demonstrating how a village woman can unilaterally operate the handpump to collect arsenic-safe water. Figure 1B depicts salient process steps at different sections of the well-head column.

Containment of Arsenic-Laden Residuals: Role of Redox Condition. In a community-based well-head arsenic removal system, arsenic-laden wastes evolve from two separate locations. First, ferric hydroxide precipitates or HFO particulates that are formed due to reaction 1 gradually increase the pressure drop or head loss in the column, thus reducing the flow rate. Once every day, it is imperative to backwash the well-head column and arsenic-loaded HFO particles are collected on the top of a coarse sand filter located in the same premise. Second, the adsorbents used are regenerated periodically in the central regeneration facility and following treatment the spent regenerants produce arsenic-laden solids. Chemically, these two wastes are similar; both are rich in iron and arsenic. Local environmental laws/regulations with regard to the safe disposal of arsenic-containing sludge in remote villages in the developing nations either do not exist or they are not enforceable. Thus, containing the arsenic removed from the groundwater with no adverse ecological impact and human health endangerment is as important as its removal to provide safe drinking water. Currently, in the developed western nations, arsenic-laden sludge or adsorbents are routinely disposed of in landfills. However, several recent investigations have revealed that leaching of arsenic is stimulated or enhanced in a landfill or a hazardous waste site environment (19, 20). Both pH and redox conditions uniquely determine speciation of arsenic and iron that in turn control arsenic leachability. Figure 2 shows the composite predominance or pe-pH diagram for various arsenic

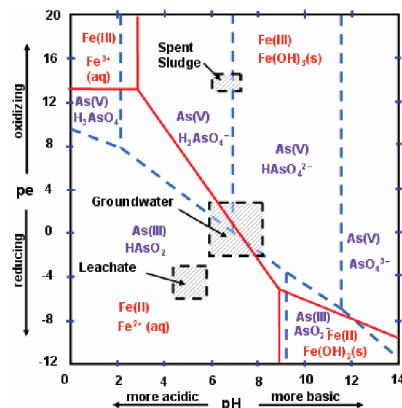


FIGURE 2. Superimposed predominance or pe-pH diagram of major As(III)/As(V) and Fe(II)/Fe(III) species.

and iron species using equilibrium relationships available in the literature (21, 22). The figure highlights (shaded rectangles) the three separate predominance zones of interest: neutralized HFO-laden sludge, groundwater, and landfill leachate. Note that Fe(III) and As(V) predominate in the aerated HFO-laden sludge where Fe(III) is also insoluble. In contrast, reduced Fe(II) and As(III) are practically the sole species in the more reducing landfill environment. Relatively high solubility of Fe(II) and low sorption affinity of As(III) would always render the iron-laden sludge more susceptible to rapid leaching under the oxygen-starved environment of the landfill or underground waste site. In an aerated (i.e., oxidizing) environment arsenic and iron leaching are minimized.

Objectives of the Study. Different treatment strategies are currently in place for arsenic removal from contaminated groundwater (14, 23–28). The general goal of this paper is to emphasize sustainable approaches to contain arsenic-laden sludge in remote villages while providing arsenic-safe potable water through well-head treatment units. Specifically, the subject study presents field data to confirm the following: first, a regenerable adsorbent can produce arsenic-safe potable water for a prolonged period of time in a community-based treatment system through active participation of villagers; second, the central regeneration facility streamlines the disposal problems associated with arsenic-laden sludge in comparison with single-cycle nonregenerable adsorbent media; and third, through appropriate control of redox environment, the containment of arsenic-laden sludge can be managed without adverse environmental impact even in a rural environment.

Materials and Methods

Activated alumina (AA) with nearly spherical physical configuration was procured from an indigenous chemical company (Oxide India Ltd., Durgapur, West Bengal) after carrying out laboratory tests to confirm its amenability to regeneration and reuse. In addition, hybrid anion exchanger (HAIX) or ArsenX with specific affinity toward dissolved As(V) and As(III) species was also used in several locations for its regenerability over multiple cycles (29, 30). Each well-head unit contains 100 L of AA or HAIX and the average sizes of the adsorbent particles vary between 600 and 900 μm.

In the central regeneration facility aerated coarse-sand filters as shown in Figure 3 are used to contain arsenic-laden solids from the treated spent regenerant to avoid anoxic conditions. Indigenously available brick, cement, PVC pipes, gravels, and coarse sands were the primary materials needed for the construction. Existing sand filters can safely store arsenic residues for 20 more years. Every well-head unit is

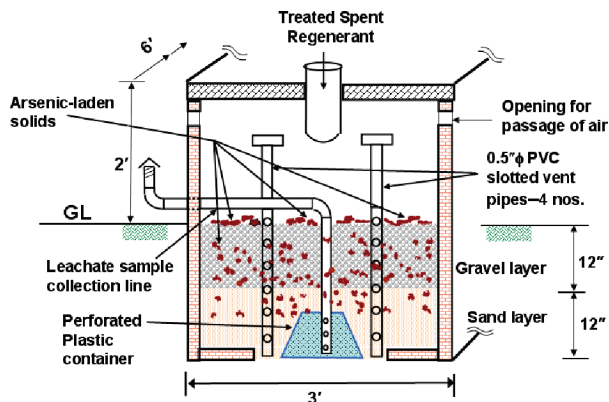


FIGURE 3. Cross-sectional diagram of the aerated coarse sand filter for containment of arsenic-laden solids in the central regeneration facility.

TABLE 1. Steps of Regeneration and Spent Regenerant Treatment

chemical	volume (L)	time of contact/ agitation (min)	approximate pH
sodium hydroxide 2%	140	60	12-13
sodium hydroxide 2%	140	60	12-13
rinse	100	15	12
acid rinse	140	15	5-6
treated spent regenerant	≈520	≈60	6-7 ^a

^a pH adjusted and FeCl₃ added to bring down total arsenic concentration in the supernatant to less than 200 µg/L.

also provided with a similar well-aerated but smaller coarse-sand filter to collect and contain HFO particulates from backwash water. Approximately 2-3 bed volumes of water are needed for daily backwash and rinsing for each well-head unit.

The adsorption column mounted on top of the existing well-head hand pump as shown in Figure 1 is essentially a cylindrical stainless steel (SS-304) tank containing two compartments, namely Fe(II) oxidation and adsorption. Each gravity-flow unit is designed for a flow rate of 12-15 L per minute after backwash. Regeneration is carried out in several consecutive steps in the central regeneration facility in a single rotating stainless steel batch reactor. Table 1 provides the salient steps of the regeneration process.

Arsenic was analyzed using an atomic absorption spectrophotometer with a graphite furnace accessory (Perkin-Elmer, SIMAA 6000). For As(III) analysis, we followed the technique developed by Clifford et al. (1983) and the information is available elsewhere (31-33).

Results

Performance of Well-Head Units. Figure 4 shows the dissolved arsenic concentrations in both contaminated groundwater (i.e., influent) and the treated water for an existing well-head unit in Sangrampur village, West Bengal near the Bangladesh border for two consecutive runs. While the arsenic concentration in the influent was well over 200 µg/L, the concentration in the treated water was consistently less than 50 µg/L, the maximum contaminant level (MCL) permitted in the Indian subcontinent. The activated alumina used in the column was regenerated in April 2000 and reused. During the second run, arsenic concentration in the treated water was slightly greater than that for the first run but the

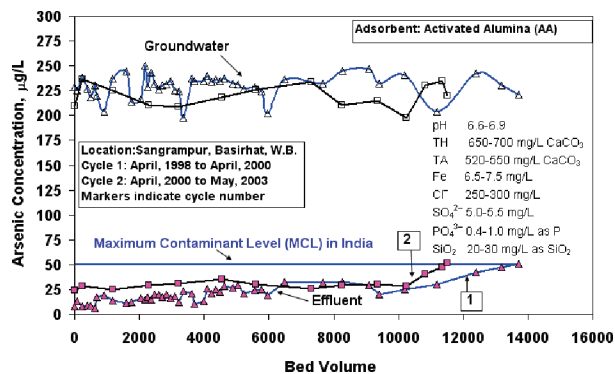


FIGURE 4. Arsenic concentration histories of influent and treated water at Sangrampur village using activated alumina over two consecutive cycles (1 bed volume = 100 L; TH = total hardness; TA = total alkalinity).

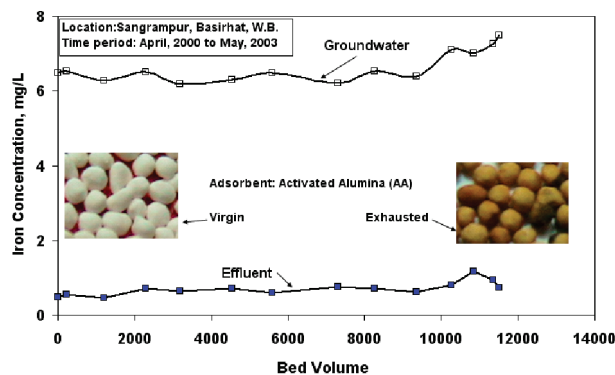


FIGURE 5. Iron breakthrough history of arsenic removal unit at Sangrampur village in West Bengal (1 bed volume = 100 L). Virgin and used activated alumina beads (~18× magnification) are shown in the inset.

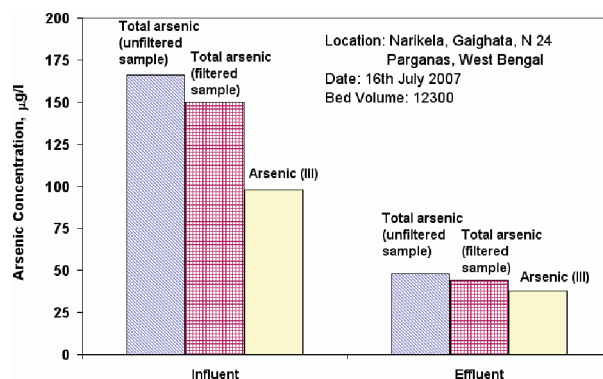


FIGURE 6. Distribution of arsenic species in the influent and effluent of an arsenic removal unit in Narikela village.

overall run length was comparable. Arsenic breakthrough from the column is always gradual due to intraparticle diffusion controlled kinetics.

Figure 5 shows how the iron concentration dropped from greater than 6.0 mg/L in the influent to less than 0.5 mg/L in the treated water during almost the entire column run in accordance with reaction 1. The inset of the figure shows photographs of fresh and used activated alumina particles. Their near-spherical configurations and the presence of brown iron oxide precipitates on the surface of used particles can be readily noted.

Figure 6 shows three different arsenic concentrations (unfiltered, filtered, and As(III)) in the influent and in the treated water samples for a well-head unit in Narikela village following the passage of 12,300 bed volumes of contaminated

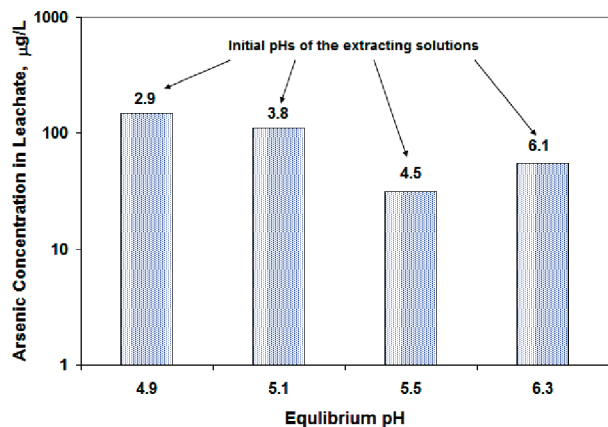


FIGURE 7. Arsenic concentrations in the leachate during extended-TCLP test for a spent regenerant sludge collected from the coarse sand filter.

groundwater. Filtered samples were obtained after vacuum filtration through a $0.45 \mu\text{m}$ membrane. Although activated alumina does not possess As(III) removal capacity, note that As(III) was removed significantly i.e., from 90 to $35 \mu\text{g/L}$. The postulated mechanism of As(III) removal in an activated alumina column has been discussed previously (10, 11). The difference in arsenic level between filtered and unfiltered treated water is very marginal. Similar observations were also made for many other operating well-head units suggesting that arsenic in the treated water is present only in the dissolved state.

Regeneration and Fate of Arsenic in the Spent Regenerant. An easy-to-operate stainless steel batch reactor is used for the regeneration in the central facility. The individual regeneration steps have been streamlined and they are delineated in Table 1, presented earlier. Dissolved arsenic in the spent caustic regenerant varies from 30 to $100 \mu\text{g/L}$ and arsenic is present solely as arsenate or As(V). However, after mixing of waste regenerants, addition of Fe(III) chloride and subsequent adjustment of pH between 6.5 and 7.0, residual dissolved arsenic concentration promptly drops to less than $200 \mu\text{g/L}$. The entire amount of arsenic is essentially transferred into the solid phase along with ferric hydroxide precipitate.

Arsenic-laden solids in the central regeneration facility are kept at the top of a well-aerated sand filter as shown in Figure 3. To validate low arsenic leachability, an extended TCLP test (34) was performed for a sludge sample collected from the top of the well-aerated coarse sand filter; Figure 7 shows the results. While the sludge had approximately 32 mg As/g of dry solids, the arsenic concentration in the leachate was consistently less than $200 \mu\text{g/L}$ in the pH range of 4.3–6.3.

Discussion

Sustainability Issues: Developed vis-à-vis Developing Nations. Two consecutive cycles with the ARU in Sangrampur village (Figure 4) demonstrated the overall effectiveness of the system for a period of five years. Currently 175 well-head arsenic removal units are in use in villages bordering eastern India and Bangladesh; no other viable source of potable water currently exists for these villagers. Nearly 150,000 villagers currently drink arsenic-safe water from these units that are run and maintained by a villagers' committee in every location. The three most salient features of the arsenic removal process are as follows: first, the adsorbent media chosen are robust and regenerable; second, a central regeneration facility is adequately equipped to collect and regenerate exhausted media; and third, arsenic removed is contained as solids on aerated sand filters with a minimum

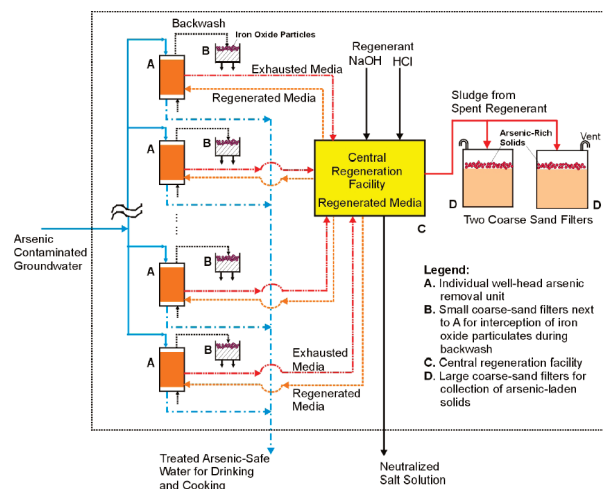
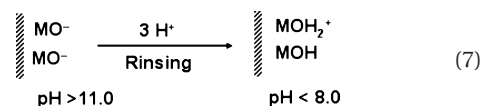
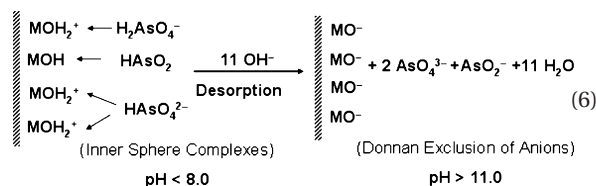


FIGURE 8. Global arsenic treatment protocol with a central regeneration facility and safe arsenic containment.

potential for arsenic leaching. A global scheme for the overall process of arsenic removal including the management of treatment residuals is presented in Figure 8.

The primary reactions during regeneration of exhausted adsorbents with 2% NaOH and rinsing with dilute acid are presented below where M represents Al(III) or Fe(III) in AA or HAIX, respectively:



At high alkaline pH, the surface hydroxyl groups get deprotonated and negatively charged, thus causing desorption of negatively charged arsenic species very efficiently. Subsequent rinsing with dilute acid allows formation of protonated surface functional groups with high arsenic sorption affinity. The regeneration step allows reuse of the adsorbent media and reduces the volume of arsenic-laden sludge by over an order of magnitude. In contrast, nonregenerable adsorbent media are used universally for arsenic removal in the developed western world. After one-cycle application, such high-volume adsorbent media are routinely disposed of in landfills and hazardous waste sites. Hundreds of such single-application-throw-away adsorption units imported from a western country are currently lying abandoned in remote villages after their arsenic removal capacities have been exhausted (see Supporting Information Figure S1).

It is worth noting that the chronic toxicity caused by the presence of low concentration of arsenic (well below 1 mg/L) in ingested water is not influenced by the relative distribution of As(III) and As(V). At such low concentration, As(V) gets instantaneously converted to As(III) upon ingestion (35). That is why various international governing bodies, namely the World Health Organization (WHO), the United States Environmental Protection Agency (USEPA), and the European Union (EU), specify only total arsenic for the maximum contaminant level (MCL) in drinking water. Results presented in Figure 6 demonstrate that the community-based

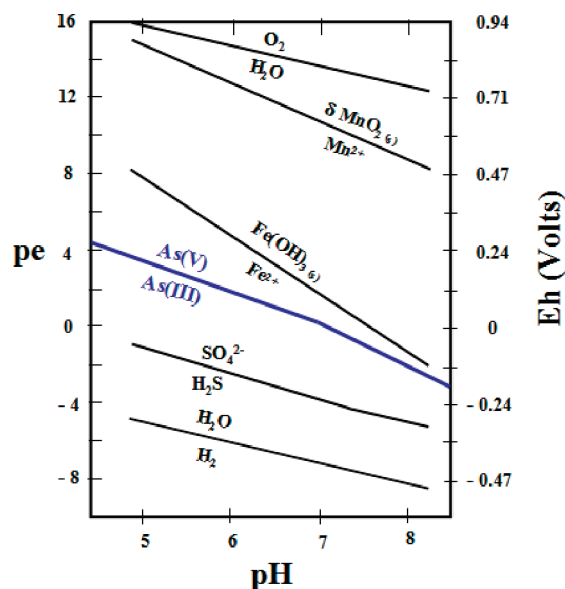
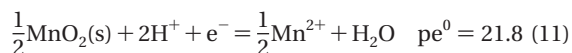
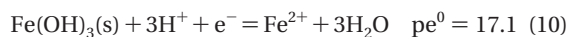
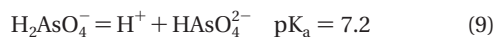


FIGURE 9. Thermodynamic stability of As(III)/As(V) redox pair and its hierarchy in relation to Mn(II)/Mn(IV) and Fe(II)/Fe(III) redox pairs.

ARUs efficiently remove both arsenites and arsenates (Table S1 provides arsenite and arsenate removal data for several ARUs).

Last but not the least, the stability of As(V)/As(III) redox pair and its hierarchy in relation to two other redox pairs of environmental significance, namely Mn(IV)/Mn(II) and Fe(III)/Fe(II), are presented in Figure 9 using the following equilibrium relationships (21, 22):



Note that even at slightly anoxic condition ($\text{pe} \approx 0$), $\text{MnO}_2(\text{s})$ and $\text{Fe}(\text{OH})_3(\text{s})$ are thermodynamically unstable and soluble $\text{Mn}^{2+}(\text{aq})$ and $\text{Fe}^{2+}(\text{aq})$ predominate. Thus, an adsorbent doped with $\text{MnO}_2(\text{s})$ and Fe(III) oxide based sorbent will gradually leach away under the reducing environment of a landfill. Activated alumina is thermodynamically stable under anoxic conditions but As(V) gets reduced to As(III) which is poorly adsorbable onto AA (27). A reducing environment is, therefore, not conducive to disposal of commercially available adsorbents upon exhaustion. The project demonstrates that the disposal of arsenic-laden solids on aerated sand filter is scientifically sound, easy to operate, and socially manageable in a remote rural environment.

Acknowledgments

Partial financial support from Water For People (WFP; Denver, CO), Hilton Foundation, Rotary International, Lehigh University, and several private donors are gratefully acknowledged. We also offer special thanks to Dilip Ghosh in Kumro village and Morshed Alam and Ranjan Biswas in the analytical laboratory of BESU.

Supporting Information Available

Abandoned arsenic removal units with nonregenerable adsorbent media are shown in one photograph; one table provides arsenite and arsenate removal data for several units

in remote villages. This material is available free of charge via the Internet at <http://pubs.acs.org>.

Literature Cited

- Bagla, P.; Kaiser, J. India's spreading health crisis draws global arsenic experts. *Science* **1996**, *274*, 174–175.
- Ravencroft, P.; Burgess, W. G.; Ahmed, K. M.; Burren, M.; Perrin, J. Arsenic in groundwater of the Bengal Basin, Bangladesh: Distribution, field relations, and hydrogeological setting. *Earth Environ. Sci.* **2005**, *13* (5–6), 727–751.
- Lepkowski, W. Arsenic crisis in Bangladesh. *C&EN News* **1998**, 27–29.
- Chatterjee, A.; Das, D.; Mandal, B. K.; Chowdhuri, T. R.; Samanta, G.; Chakraborti, D. Arsenic in Groundwater in Six Districts of West Bengal, India: The Biggest Arsenic Calamity in the World. Part 1- Arsenic Species in Drinking Water and Urine of the Affected People. *Analyst* **1995**, 120.
- Bearak, D. New Bangladesh disaster: wells that pump poison. *The New York Times*, November 10, 1998.
- Ng, J. C.; Wang, J.; Shraim, A. Global health problem caused by arsenic from natural sources. *Chemosphere* **2003**, *52*, 1353–1359.
- Berg, M.; Stengel, C.; Trang, P. T. K.; Viet, P. H.; Sampson, M. L.; Leng, M.; Samreth, S.; Fredericks, D. Magnitude of arsenic pollution in the Mekong and Red River Deltas — Cambodia and Vietnam. *Sci. Total Environ.* **2007**, *372* (2–3), 413–425.
- Stanger, G.; Truong, T. V.; Ngoc, K. S. L. T. M.; Luyen, T. V.; Thanh, T. T. Arsenic in groundwaters of the Lower Mekong. *Environ. Geochem. Health* **2005**, *27* (4), 341–357.
- Christen, K. The arsenic threat worsens. *Environ. Sci. Technol.* **2001**, *35* (13), 286A–291A.
- Sarkar, S. Investigations of well-head arsenic removal units in West Bengal, India. Ph.D. Dissertation, 2006, BESU, Howrah, India.
- Sarkar, S.; Gupta, A.; Biswas, R. K.; Deb, A. K.; Greenleaf, J. E.; SenGupta, A. K. Well-head arsenic removal units in remote villages of Indian Subcontinent: Field results and performance evaluation. *Water Res.* **2005**, *39* (10), 2196–2206.
- Ramana, A.; Sengupta, A. K. A new class of selective sorbents for arsenic and selenium oxy-anions. *Environ. Eng. Div. J., ASCE* **1992**, *118* (5), 755–775.
- DeMarco, M. J.; SenGupta, A. K.; Greenleaf, J. E. Arsenic removal using a polymeric/inorganic hybrid sorbent. *Water Res.* **2003**, *37* (1), 164–176.
- Berg, M.; Luzi, S.; Trang, P. T. K.; Viet, P. H.; Giger, W.; Stuben, D. Arsenic Removal from Groundwater by Household Sand Filters: Comparative Field Study, Model Calculations, and Health Benefits. *Environ. Sci. Technol.* **2006**, *40* (17), 5567–5573.
- Morel, F. M. M.; Hering, J. G. *Principles and Applications of Aquatic Chemistry*, Wiley-Interscience: New York, 1993.
- Dzombak, D. A.; Morel, F. M. M. *Surface Complexation Modeling: Hydrous Ferric Oxide*, Wiley-Interscience: New Jersey, 1990.
- Meng, X.; Bang, S.; Kofriatis, G. P. Effects of silicate, sulfate and carbonate on arsenic removal by ferric chloride. *Water Res.* **2000**, *34* (4), 1255–1261.
- Roberts, L. C.; Hug, S. J.; Ruettimann, T.; Billah, M.; Khan, A. W.; Rahman, M. T. Arsenic removal with iron(II) and iron(III) waters with high silicate and phosphate concentrations. *Environ. Sci. Technol.* **2004**, *38*, 307–315.
- Delemos, J. L.; Bostick, B. C.; Renshaw, C. E.; Sturup, S.; Feng, X. Landfill-Stimulated Iron Reduction and Arsenic Release at the Coakley Superfund Site (New Hampshire). *Environ. Sci. Technol.* **2006**, *40*, 67–73.
- Ghosh, A.; Mukhiib, M.; Ela, W. TCLP underestimates leaching of arsenic from solid residuals under landfill conditions. *Environ. Sci. Technol.* **2004**, *38*, 4677–4682.
- Stumm, W.; Morgan, J. J. *Aquatic Chemistry: Chemical Equilibria and Rates in Natural Waters*, 3rd ed.; John Wiley & Sons, Inc.: New York, 1996.
- Drever, J. I. *The Geochemistry of Natural Waters*; Prentice Hall, Inc.: Englewood Cliffs, NJ, 1988.
- Hossain, M. A.; Sengupta, M. K.; Ahamed, S.; Rahman, M. M.; Mondal, D.; Lodh, D.; Das, B.; Nayak, B.; Roy, B. K.; Mukherjee, A.; Chakraborti, D. Ineffectiveness and Poor Reliability of Arsenic Removal Plants in West Bengal. *India Environ. Sci. Technol.* **2005**, *39* (11), 4300–4306.
- Alauddin, M.; Hussam, A.; Khan, A. H.; Habibuddowala, M.; Rasul, S. B.; Munir, A. K. M. Critical Evaluation of a Simple Arsenic Removal Method for Groundwater of Bangladesh. In

- Arsenic Exposure and Health Effects*; Chappell, W. R., Abernathy, C. O., Calderon, R. L., Eds.; Elsevier Science: B. V., 2001; pp 439–449..
- (25) Chwirka, J. D.; Thomson, B. M.; Stomp, J. M. Removing arsenic from groundwater. *J. Am. Water Works Assoc.* **2000**, *92* (3), 79–88.
- (26) Sarkar, S.; Blaney, L. M.; Gupta, A.; Ghosh, D.; SenGupta, A. K. Use of ArsenX^{np} for arsenic removal in the Indian Subcontinent. *React. Funct. Polym.* **2007**, *67*, 1599–1611.
- (27) Clifford, D. Ion Exchange and Inorganic Adsorption. In *Water Quality and Treatment*, 5th ed.; McGraw-Hill Inc.: New York, 1999; Chapter 9.
- (28) Leupin, O. X.; Hug, S. J.; Badruzzaman, A. B. M. Arsenic removal from Bangladesh tube well water with filter columns containing zerovalent iron filings and sand. *Environ. Sci. Technol.* **2005**, *39*, 8032–8037.
- (29) Cumbal, L.; Greenleaf, J. E.; Leun, D.; SenGupta, A.K. Polymer supported inorganic nanoparticles: characterization and environmental applications. *React. Funct. Polym.* **2003**, *54* (1–3), 167–180.
- (30) Cumbal, L.; SenGupta, A. K. Arsenic Removal Using Polymer-Supported Hydrated Iron (III) Oxide Nanoparticles. *Environ. Sci. Technol.* **2005**, *39*, 6508–6515.
- (31) Clifford, D.; Ceber, L.; Chow, S. As(III)/As(V) separation by chloride-form ion exchange resins. In Proceedings of the AWWA WQTC, 1983, Norfolk, VA.
- (32) Ficklin, W. H. Separation of As(III) and As(V) in groundwater by ion exchange. *Talanta* **1983**, *30* (5), 371–373.
- (33) Greenleaf, J. E.; Cumbal, L.; Staina, I.; SenGupta, A. K. Abiotic As(III) oxidation by hydrated Fe(III) oxide (HFO) microparticles in a plug flow columnar configuration. *Trans. Ind. Chem. Eng.* **2003**, *81* (B), 87–98.
- (34) Isenburg, J.; Moore, M. Generalized Acid Neutralization Capacity Test. In *Stabilization and Solidification of Hazardous, Radioactive, and Mixed Wastes*; 2nd Volume, ASTM STP 1123; Filliam, T. M., Wiles, C. C., Eds.; American Society for Testing and Materials: Philadelphia, PA, 1992; pp 361–377..
- (35) National Research Council. *Arsenic in Drinking Water*; National Academy Press: Washington, DC, 1999.

ES702556T